

Parents,


Due to our last snow day, we will have a fourth virtual day on March 24th, while teachers have the already scheduled professional development day. This packet includes the lessons your child needs to complete for class. Please return the completed packet to the school on Tuesday.

Virtual Day 4

March 24th


Pete's Pet Snake

Illustrate the story here:



Pete got a pet snake. Pete gave the snake a name. "You are Steve," Pete said to the snake. Steve has a huge glass cage. Pete has to lock the cage, so Steve is safe.

Steve likes his cage. He can hide next to the rocks. He can rest in the sunshine or the shade. At his age, Steve's skin sheds and his scales change. This looks a bit strange, but Pete likes Steve all the same.




Read the words. Then write the words two times.

- 1. come _____
- 2. large _____
- 3. once _____
- 4. some _____

Complete each sentence using a Super Word from the word bank.

come large once some

- 5. We fed _____ mice at the pet shop.
- 6. Jon drove the _____ truck home.
- 7. Can you _____ to my place?
- 8. I met her _____ at a dance.



Underline the words with the **soft c** sound. Then rewrite the **soft c** words.

1. Can you ask for the price of the rice?

2. Slice a lime and add ice to the cup.

3. We can catch a cab if we race twice as fast.

4. The nice prince will like this large place.

5. The mice run to the fence if they get a chance.

► **Think** Look again at the article about igloos. Then fill in the chart below to tell about three text features.

Text Feature	Purpose
caption	
bold print	
subheading	

► **Talk** Using the information in your chart, talk to your partner about how text features help you find information as you read.



Academic Talk

Use these words and phrases to talk about the text.

- text features
- bold print
- subheadings
- captions

Lesson 11

Text Features, Part 1 (Captions, Bold Print, Subheadings)



Learning Target

Using text features to find information in nonfiction text will help you better understand what you read.

- **Read** Stores use signs and pictures to help you find what you need. Writers use special signs called **text features** to help you find important ideas and details in a text. **Captions, bold print, and subheadings** are types of text features to look for when you read.

Read the passage below about igloos. What text features do you see?

House of Snow

An **igloo** is a house made of snow. Some people in snowy areas still make igloos today.

Making an Igloo

Igloos are built with large blocks of packed snow. The snow is cut with a saw or knife. The blocks are then stacked tightly together in the shape of a dome.



The window in this igloo is made of sea ice.

Write the sentences about a windy day.

Windy days can be nice.

Oh boy! Your kite can fly high!

Val's kite can soar like a plane.

Write a sentence about your favorite kind of weather.

My



Slant Circle a letter you wrote that is straight up and down.


Name: _____

Date: _____

A-3

3-Digit Subtraction with Regrouping

Directions: Solve to find the difference. Regroup when needed.



H	T	○
5	6	5
2	3	8
—		

H	T	○
8	2	1
2	8	0
—		

H	T	○
7	2	9
3	5	6
—		

H	T	○
6	6	3
4	0	4
—		

H	T	○
5	0	6
2	4	0
—		

H	T	○
6	7	4
1	4	9
—		



H	T	○
8	7	0
2	6	9
—		

H	T	○
3	2	8
1	8	0
—		

Name: _____

Date: _____

A-2



3-Digit Addition with & without Regrouping

Directions: Solve to find the sum. Regroup when needed.

H	T	○
5	2	5
3	4	5
+		

H	T	○
3	7	1
1	9	7
+		

H	T	○
6	5	3
1	3	4
+		

H	T	○
4	6	4
2	0	8
+		

H	T	○
3	2	2
2	9	4
+		

H	T	○
5	4	2
1	5	6
+		

H	T	○
4	7	3
2	5	4
+		

H	T	○
3	0	9
2	5	0
+		

Name: _____

Directions: Write about one responsibility we have as American citizens and why it is important.

[Large empty rectangular box for writing]

[Lined area for writing]