

Parents,

Due to our last snow day, we will have a fourth virtual day on March 24th, while teachers have the already scheduled professional development day. This packet includes the lessons your child needs to complete for class. Please return the completed packet to the school on Tuesday.


Virtual Day 4

March 24th

Mrs. Mertz - 4th/5th Grade


Along the River

Level E




by **Emily Zink Kirchner**


Illustrated by **Erin Clarkson**



There is a park near Alana's apartment. In the park there is a river. Many animals live in and around the river. The animals have different parts to help them live there.



Alana loves to see the animals. She takes a walk to find them. Will she find a turtle by the river? What else will she find?




**Alana sees a green fish.
The fish has fins. Swish !
The fish uses its fins to
swim. Will Alana find a
turtle ?**




**Alana sees an orange fish.
The fish has a round mouth.
Smack ! The fish uses its
mouth to eat tiny green
plants. Will Alana find a
turtle ?**



Alana sees a blue bird. The bird has a long bill. Snap ! The bird uses its bill to catch a fish. Will Alana find a turtle ?




Alana sees a duck. The duck has webbed feet. Splash ! Webbed feet help the duck swim. But will Alana find a turtle ?



Alana sees a bug. The bug has wings. Buzz! The bug uses its wings to fly away. Will Alana find a turtle?



**Alana sees a gray squirrel.
The squirrel has little paws.
Crunch ! The squirrel uses
its paws to eat nuts. Will
Alana find a turtle ?**



**Alana finally sees a turtle !
The turtle has a shell. Hiss !
The turtle stays safe by
hiding its head inside its
hard shell. Alana found a
turtle !**



Alana watches the animals swim, eat, fly and hide. The animals live together in and around the river.

yes



Along the River

no


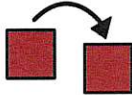



live 	find 	round 	Alana 	river 	animal 	part
swim 	eat 	long 	turtle 	fish 	fin 	mouth
catch 	fly 	webbed 	bird 	bill 	duck 	feet
hide 		hard 	bug 	wing 	squirrel 	shell

Within each category, pictures are listed from left to right in the order in which they appear in the text.

Find the main idea. Retell the story in the correct order.
Use *Along the River* to help you.

What is this story about?

 First	 Next	 Last



Activity 2: Story Sequence Chart, Level 3

Animals and the parts they use to help them live

Alana's day at school

A squirrel's trip to the forest

The turtle stays safe by hiding its head inside its hard shell.

The fish uses its mouth to eat tiny green plants.

The bird uses its bill to catch a fish.




Name _____

Multiplication Method




Use the addition method to solve the illustration.



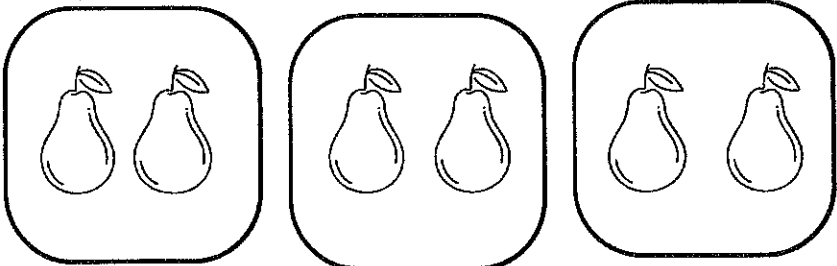
$$2 \times 3 = 6$$

$$2 + 2 + 2 = 6$$




$$\quad$$

$$\quad$$



$$\quad$$


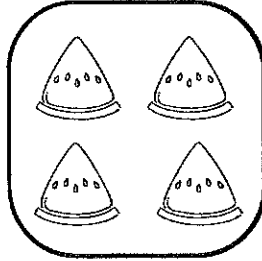
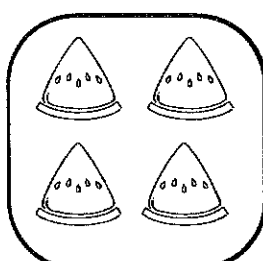
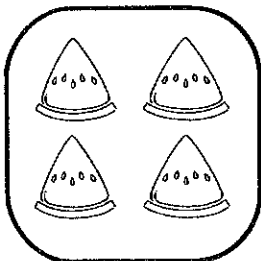
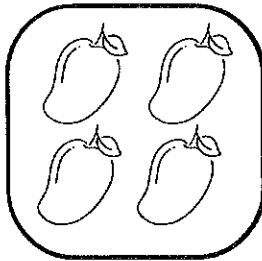
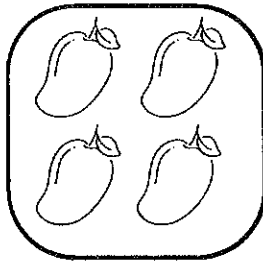
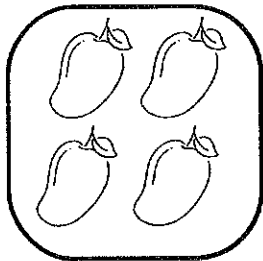




$$\quad$$

Name _____

Multiplication Method

Use the addition method to solve the illustration.





Energy Form Poster







Light Energy

-  lamp
-  sunlight
-  rainbow
-  flashlight


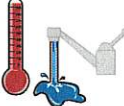




Sound Energy

-  headphones
-  drum playing
-  beeping car horn
-  dog barking

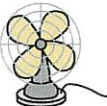





Heat Energy

-  warmth from the Sun
-  warm water from a sink
-  hand warmer
-  warm drink










Electric Energy

-  fan
-  computer
-  TV or smartboard
-  outlet



Energy Form Scavenger Hunt Chart

Energy Form 	Did you find it? 	What did you find? 
 Light Energy	yes no	
 Sound Energy	yes no	
 Heat Energy	yes no	
 Electric Energy	yes no	