



SOUTHWEST VALLEY

TWOLVESTERRITORY

Chris Fenster | Superintendent

904 8th Street
Corning IA 50841
(641) 322-4245

403 East 3rd Street
Villisca, IA 50864
(712) 826-2552

southwestvalley.org

Liz Timmerman | West Campus PreK-8 Principal

Allen Naugle | Director of Secondary Student Services/Activities Director

Jessie Forsythe | West Campus Business Manager

Allison Thomas | Corning Elementary Principal

Jennifer Bissell | Southwest Valley HS Principal

Jodi Lyddon | East Campus Business Manager

Mrs. Ahrens JK/K

Dear Parents/Guardians,

We want to be prepared for any other upcoming winter weather. All four buildings in the district will provide virtual learning opportunities for the students if we have a snow day. At Corning Elementary and Enarson Elementary, we are sending home packets of activities from your child's teacher. If school is canceled, your child can work on reviewing skills. Keep this in a safe place in your house until the snow day arrives. If the packet is lost before the snow day and you have access to a printer, go to our website, <https://www.southwestvalley.org>, under Corning or Enarson Elementary, then click the grade level for the packet. We have provided 3 days' worth of activities. Each day is labeled Day 1, Day 2, Day 3. When your child finishes the packet for each day and school resumes, please return it to school.

Thanks for understanding that Mother Nature has a mind of her own.

Sincerely,

Allison Thomas

Corning Elementary Principal

641-322-4020

athomas@southwestvalley.org

Lisa Sorensen

Enarson Elementary


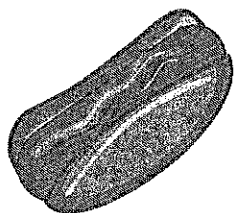
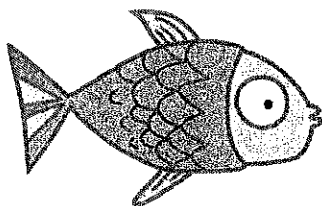


712-826-5982

lsorensen@southwestvalley.org

Beginning Sounds & Letters - Matching

Kindergarten Phonics Worksheet

Draw a line between each picture and the letter it starts with.



B

C

H

P


F

R


Beginning Sounds

Kindergarten Phonics Worksheet


Circle the letter that each picture starts with.



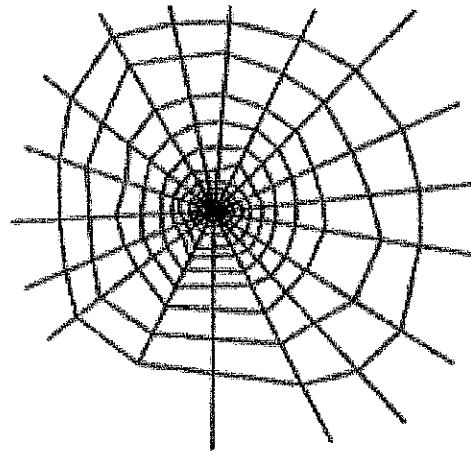
b f z



b s q



l y p



t w h


Beginning Sounds

Kindergarten Phonics Worksheet


Circle the letter that each picture starts with.




d g v



e i o



m u z



o x b

Name : _____


Score : K


Teacher : _____


Date : _____

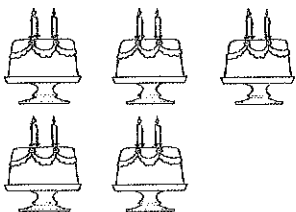
Count the Number of Objects


Write the Answer















Name : _____

Score :

Teacher : _____

Date : _____

Draw a Line From the Number to the Correct Group of Objects

3
Three



0
Zero



2
Two



7
Seven



4
Four



9
Nine



6
Six



5
Five



1
One



8
Eight



Name : _____


Score : K

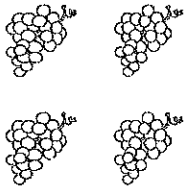
Teacher : _____

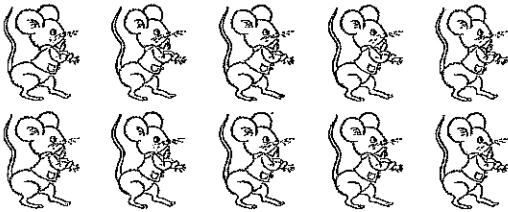
Date : _____

Count the Number of Objects

Write the Answer

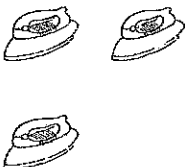















Blending small sounds

Grade 1 Phonics Worksheet


Say the word.

Circle the sounds.


Write the word.




p	o	g
d	a	t




s	o	n
m	u	p




h	e	t
b	a	r



c	a	m
f	o	r



b	a	t
g	e	p



t	i	n
p	a	g

Name _____

Short vowels: a, e, i, o, u

Hat Tree

Read the sentences.

Write the word to complete each sentence.

1. The _____ is big.
hot hat hit

2. He is _____.
sap suds sad

3. The pig has a _____.
wig wag wet

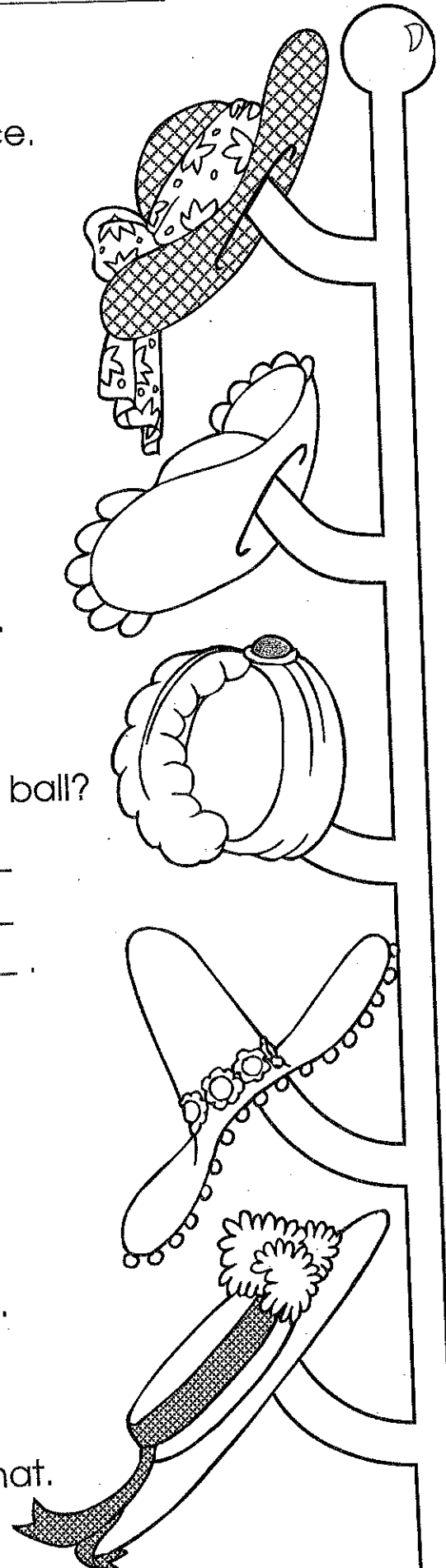
4. Can you _____ the ball?
got gut get

5. It went in the _____.
nut net not

6. I can _____ fast.
ran run red

7. The frog can _____.
hip had hop

8. The _____ had my hat.
cat cut cot




Blending small sounds

Grade 1 Phonics Worksheet


Say the word.

Circle the sounds.


Write the word.




f	a	x
b	o	z



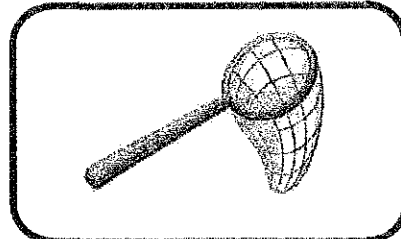
t	u	p
m	o	g




l	o	g
r	a	m



t	a	n
p	e	d



n	e	p
m	a	t



b	i	e
k	a	d






Name : _____

Score : _____ 1st

Teacher : _____

Date : _____

Fill in the Missing Numbers



Name : _____

Score : 18

Teacher : _____

Date : _____

$$\begin{array}{r} 1 \\ + 5 \\ \hline \end{array}$$

$$\begin{array}{r} 5 \\ + 2 \\ \hline \end{array}$$

$$\begin{array}{r} 5 \\ + 4 \\ \hline \end{array}$$

$$\begin{array}{r} 1 \\ + 0 \\ \hline \end{array}$$

$$\begin{array}{r} 3 \\ + 5 \\ \hline \end{array}$$

$$\begin{array}{r} 5 \\ + 2 \\ \hline \end{array}$$

$$\begin{array}{r} 3 \\ + 5 \\ \hline \end{array}$$

$$\begin{array}{r} 1 \\ + 5 \\ \hline \end{array}$$

$$\begin{array}{r} 3 \\ + 2 \\ \hline \end{array}$$

$$\begin{array}{r} 0 \\ + 1 \\ \hline \end{array}$$

$$\begin{array}{r} 0 \\ + 5 \\ \hline \end{array}$$

$$\begin{array}{r} 4 \\ + 0 \\ \hline \end{array}$$

$$\begin{array}{r} 5 \\ + 1 \\ \hline \end{array}$$

$$\begin{array}{r} 1 \\ + 0 \\ \hline \end{array}$$

$$\begin{array}{r} 4 \\ + 3 \\ \hline \end{array}$$



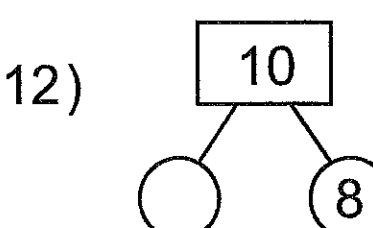
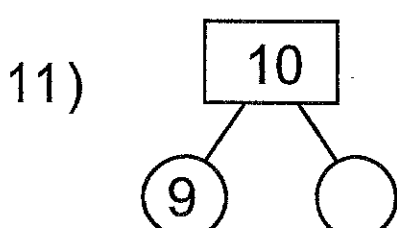
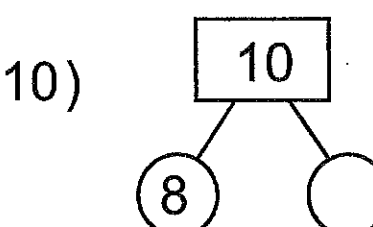
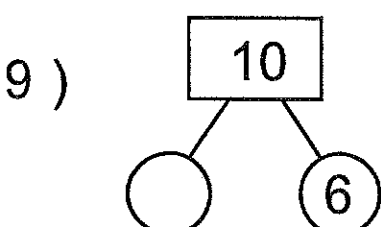
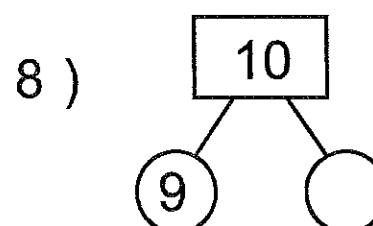
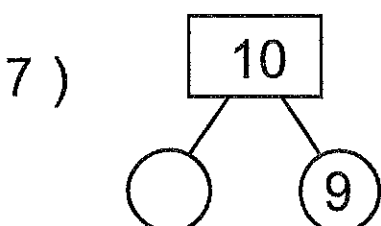
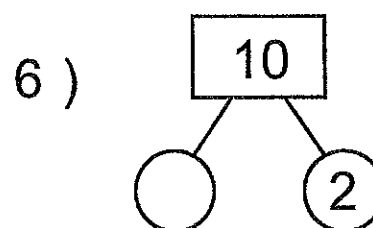
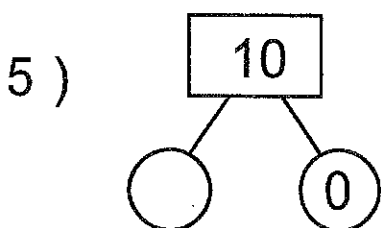
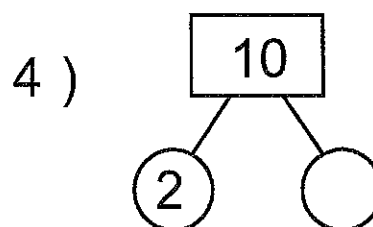
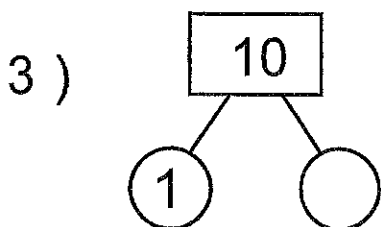
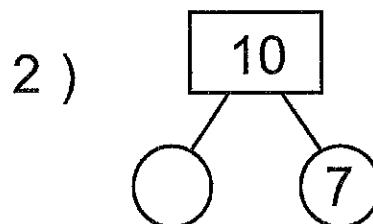
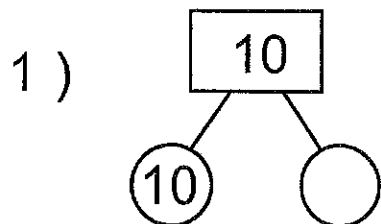
Name : _____

Score : 15

Teacher : _____

Date : _____

Solve the Number Bonds



Blending sounds


Grade 2 Phonics Worksheet

2nd

Mrs. Ahrens
2nd Grade Reading


Say the word.

Write the word.




g	l	a	p
---	---	---	---


flat



c	b	a	b
h	r	i	d



d	l	a	k
b	j	i	ck




f	l	i	g
g	t	a	d



d	u	n	d
b	a	m	p



ck	a	c	t
c	u	s	g



m	o	s	k
n	a	z	c

Blank handwriting lines for practicing the words: flat, crab, crayon, flag, band, crutches, mask.

Blending sounds

Grade 2 Phonics Worksheet

Say the word.

Circle the sounds.

Write the word.



f	p	i	t
g	l	a	p


flat




l	i	n	b
r	a	m	p



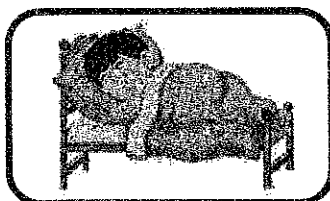
z	m	o	k
s	n	a	ck




z	a	m	t
s	i	n	d



p	r	e	ck
b	w	i	ce



s	l	ee	p
z	r	e	b




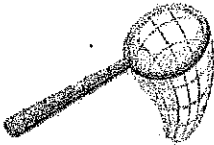






s	c	a	te
p	k	i	ts

Blank handwriting lines for practicing word writing.

Changing sounds

Grade 2 Phonics Worksheet

Change one sound in the word to match the picture.

lake	→		cake
nut	→		
mice	→		
ring	→		
cub	→		
wet	→		
cape	→		
boat	→		

Name : _____

Score : 2nd

Teacher : _____

Date : _____

$$\begin{array}{r} 11 \\ + 20 \\ \hline \end{array}$$

$$\begin{array}{r} 12 \\ + 10 \\ \hline \end{array}$$

$$\begin{array}{r} 19 \\ + 10 \\ \hline \end{array}$$

$$\begin{array}{r} 14 \\ + 20 \\ \hline \end{array}$$

$$\begin{array}{r} 14 \\ + 20 \\ \hline \end{array}$$

$$\begin{array}{r} 15 \\ + 10 \\ \hline \end{array}$$

$$\begin{array}{r} 20 \\ + 10 \\ \hline \end{array}$$

$$\begin{array}{r} 20 \\ + 10 \\ \hline \end{array}$$

$$\begin{array}{r} 13 \\ + 10 \\ \hline \end{array}$$

$$\begin{array}{r} 17 \\ + 20 \\ \hline \end{array}$$

$$\begin{array}{r} 16 \\ + 20 \\ \hline \end{array}$$

$$\begin{array}{r} 10 \\ + 20 \\ \hline \end{array}$$

$$\begin{array}{r} 10 \\ + 20 \\ \hline \end{array}$$

$$\begin{array}{r} 13 \\ + 10 \\ \hline \end{array}$$

$$\begin{array}{r} 18 \\ + 10 \\ \hline \end{array}$$

$$\begin{array}{r} 18 \\ + 10 \\ \hline \end{array}$$

$$\begin{array}{r} 19 \\ + 20 \\ \hline \end{array}$$

$$\begin{array}{r} 17 \\ + 20 \\ \hline \end{array}$$

$$\begin{array}{r} 11 \\ + 10 \\ \hline \end{array}$$

$$\begin{array}{r} 12 \\ + 20 \\ \hline \end{array}$$

Name : _____

Score : _____

Teacher : _____

Date : 2nd

Hundreds Table (1 - 100)

				5	6		8		10
11	12	13			16	17	18	19	20
21	22	23			26	27		29	30
31	32		34		36	37	38		40
41		43	44			47	48	49	
51	52	53	54		56	57	58	59	
61	62		64	65	66	67		69	70
	72	73		75		77	78		80
		83	84	85	86		88	89	90
	92	93	94	95	96	97	98	99	100



Name : _____

Score : 2nd

Teacher : _____

Date : _____

$$\begin{array}{r} 17 \\ + 13 \\ \hline \end{array}$$

$$\begin{array}{r} 11 \\ + 11 \\ \hline \end{array}$$

$$\begin{array}{r} 16 \\ + 17 \\ \hline \end{array}$$

$$\begin{array}{r} 13 \\ + 14 \\ \hline \end{array}$$

$$\begin{array}{r} 17 \\ + 11 \\ \hline \end{array}$$

$$\begin{array}{r} 14 \\ + 10 \\ \hline \end{array}$$

$$\begin{array}{r} 14 \\ + 16 \\ \hline \end{array}$$

$$\begin{array}{r} 12 \\ + 15 \\ \hline \end{array}$$

$$\begin{array}{r} 11 \\ + 12 \\ \hline \end{array}$$

$$\begin{array}{r} 15 \\ + 19 \\ \hline \end{array}$$

$$\begin{array}{r} 16 \\ + 14 \\ \hline \end{array}$$

$$\begin{array}{r} 20 \\ + 19 \\ \hline \end{array}$$

$$\begin{array}{r} 12 \\ + 10 \\ \hline \end{array}$$

$$\begin{array}{r} 10 \\ + 18 \\ \hline \end{array}$$

$$\begin{array}{r} 18 \\ + 15 \\ \hline \end{array}$$

$$\begin{array}{r} 19 \\ + 13 \\ \hline \end{array}$$

$$\begin{array}{r} 20 \\ + 17 \\ \hline \end{array}$$

$$\begin{array}{r} 18 \\ + 18 \\ \hline \end{array}$$

$$\begin{array}{r} 10 \\ + 20 \\ \hline \end{array}$$

$$\begin{array}{r} 15 \\ + 12 \\ \hline \end{array}$$