

# Virtual Day 4

Math: Solve 15 of the problems on the sheet. Feel free to solve them all!

Reading: Read the book and find the phonics guides (oo, ou, u) in the story. Remember these make the sound you make if you get poked in the belly.  
(ex: cook, would, pull)

Magnetic: Do the front and back sheet.

Handwriting: Do the cursive A sheet using your best handwriting. Remember we do not pick our pencil up.

"You did what?" Mom asked.

I thought about Roy and the pond team.

Did I imagine it?

I looked at the brook. Sticks and mud were in the water. They made a tiny dam. The sticks and mud were not there before. Besides, my shirt and shorts were dirty. What really happened? Well, I don't know.



©Curriculum Associates, LLC Copying permitted for classroom use.

# What Really Happened?

by Meg Hernandez

illustrated by Feronia Parker-Thomas



ISBN 978-1-7280-5537-4  
Part #:34008.0 (6-Pack)

©2023 Curriculum Associates, LLC  
North Billerica, MA 01862

No part of this book may be reproduced by any means  
without written permission from the publisher.

All Rights Reserved.

Printed in USA.

15 14 13 12 11 10 9 7 6 5 4 3 2 1

22 23 24



©Curriculum Associates, LLC Copying permitted for classroom use.

Mom and I were hiking. We got tired and rested by a brook. I could see a tree that looked odd.


Mom pointed to the bottom part. "Those cuts could be teeth marks, Jack," said Mom. "A beaver could have made them. What if it's making a dam?"

"Jack!" said a voice. Maybe the team was back.

I looked up to see Mom. "Wake up!" she said. "It's time for us to go." Then she pointed to my shirt.

"How did you get so dirty?" she asked.

I rubbed my eyes. "I helped the pond team make a dam," I said.



©Curriculum Associates, LLC Copying permitted for classroom use.

"The dam is done," Roy said. "Good work, team!"

"Thanks, Jack," said Roy. "It was special to meet a boy. And you work as hard as a beaver. But it's time for us to go."

We shook hands. "Goodbye, Roy," I said.



©Curriculum Associates, LLC Copying permitted for classroom use.

I have read about beavers in books. It would be exciting to see one.

I hoped the beaver would come. So I sat behind a big bush to wait. The beaver wouldn't be able to see me there. I decided to lie down **upon** the ground to wait.




©Curriculum Associates, LLC Copying permitted for classroom use.

"Excuse me!" said a voice. "You need to move!" I looked up. I couldn't believe my eyes! An animal with big teeth and a clipboard stood **above** me. Was it real? I rubbed my eyes.

"What are you?" I asked.

"I am a beaver," he answered. "My name is Roy."



©Curriculum Associates, LLC Copying permitted for classroom use.



©Curriculum Associates, LLC Copying permitted for classroom use.

"I would like to join the pond team. Can I?" I yelled.

Roy nodded yes.

I scraped up handfuls of mud and tossed them onto the logs. Mud splashed on my clothes.

The beavers swam back and forth close to the logs. They pushed mud deep into the cracks.

The team worked without stopping.



©Curriculum Associates, LLC Copying permitted for classroom use.

"I thought that beavers didn't use clipboards or speak," I said.

Roy grinned. "Well, I am a beaver," he said. "I use clipboards, and I speak. What are you?"

"I am a boy," I said. "My name is Jack." I began to laugh. I was speaking to a beaver.



©Curriculum Associates, LLC Copying permitted for classroom use.

"I have work to do," said Roy. "You are in my way. So please move."

"What work do you do?" I asked.

"I make dams," said Roy. "Some beavers will put a lodge here, and they need a pond. I will create a dam. The dam will block the flow of water, and a pond full of water will form."




©Curriculum Associates, LLC Copying permitted for classroom use.

In a little while, the beavers had finished cutting down the other trees.

"The dam is **almost** done," said Roy. "Let's pack mud between the logs so the water won't leak out."

The wood duck and the otter swam to the logs and slapped on mud from the edge of the brook.




©Curriculum Associates, LLC Copying permitted for classroom use.

The beavers started biting parts of the tree. They dragged them to the brook and dropped them in. Then the animals pushed and pulled the trunk into place.

"Go, pond team!" I shouted.



©Curriculum Associates, LLC Copying permitted for classroom use.



©Curriculum Associates, LLC Copying permitted for classroom use.

"Wow!" I said. "May I watch?"

"Yes," said Roy. "We will start when the pond team gets here."

Then Roy pointed to the woods. "And here they come!" he added.

I turned to see a wood duck, an otter, and more beavers.

Roy pointed to three trees. "We can use these trees," he said.





Read each word. Write the word on the line. Then write each sound you hear in the word on its own line.

**Example:**

should    should    =    sh    +    ou    +    ld

1. stood

\_\_\_\_\_ = \_\_\_\_\_ + \_\_\_\_\_ + \_\_\_\_\_

2. point

\_\_\_\_\_ = \_\_\_\_\_ + \_\_\_\_\_ + \_\_\_\_\_ + \_\_\_\_\_

3. clown

\_\_\_\_\_ = \_\_\_\_\_ + \_\_\_\_\_ + \_\_\_\_\_ + \_\_\_\_\_

4. cloudy

\_\_\_\_\_ = \_\_\_\_\_ + \_\_\_\_\_ + \_\_\_\_\_ + \_\_\_\_\_ + \_\_\_\_\_

5. bulldog

\_\_\_\_\_ = \_\_\_\_\_ + \_\_\_\_\_ + \_\_\_\_\_ + \_\_\_\_\_ + \_\_\_\_\_ + \_\_\_\_\_

6. fishhook

\_\_\_\_\_ = \_\_\_\_\_ + \_\_\_\_\_ + \_\_\_\_\_ + \_\_\_\_\_ + \_\_\_\_\_ + \_\_\_\_\_

Read the words and story. Fill in the missing Super Words.

above

almost

done

eye

head

laugh

please

upon

1. What did I just see out of the corner of my \_\_\_\_\_?
2. I think a bat just flew \_\_\_\_\_ my head!
3. I tell my mom a bat \_\_\_\_\_ flew right into me.
4. My mom can't hold in her \_\_\_\_\_.
5. She laughs again and pats me on the \_\_\_\_\_.
6. I ask her to \_\_\_\_\_ look outside.
7. She will check once she is \_\_\_\_\_ cooking.
8. Mom places a pan \_\_\_\_\_ the stove.

Use at least one Super Word and one word with the same vowel sound you hear in the word **book** to write your own sentence.

---

---

---

Score:

/20

3-Digit Addition and Subtraction  
with Regrouping

Name:

1.

$$\begin{array}{r} 921 \\ - 651 \\ \hline \end{array}$$

2.

$$\begin{array}{r} 279 \\ + 387 \\ \hline \end{array}$$

3.

$$\begin{array}{r} 399 \\ + 486 \\ \hline \end{array}$$

4.

$$\begin{array}{r} 506 \\ - 126 \\ \hline \end{array}$$

5.

$$\begin{array}{r} 163 \\ + 783 \\ \hline \end{array}$$

6.

$$\begin{array}{r} 658 \\ - 514 \\ \hline \end{array}$$

7.

$$\begin{array}{r} 824 \\ + 889 \\ \hline \end{array}$$

8.

$$\begin{array}{r} 687 \\ - 361 \\ \hline \end{array}$$

9.

$$\begin{array}{r} 880 \\ - 291 \\ \hline \end{array}$$

10.

$$\begin{array}{r} 185 \\ + 506 \\ \hline \end{array}$$

11.

$$\begin{array}{r} 460 \\ - 155 \\ \hline \end{array}$$

12.

$$\begin{array}{r} 159 \\ + 85 \\ \hline \end{array}$$

13.

$$\begin{array}{r} 941 \\ - 676 \\ \hline \end{array}$$

14.

$$\begin{array}{r} 374 \\ - 125 \\ \hline \end{array}$$

15.

$$\begin{array}{r} 764 \\ - 215 \\ \hline \end{array}$$

16.

$$\begin{array}{r} 163 \\ + 89 \\ \hline \end{array}$$

17.

$$\begin{array}{r} 955 \\ + 366 \\ \hline \end{array}$$

18.

$$\begin{array}{r} 450 \\ + 470 \\ \hline \end{array}$$

19.

$$\begin{array}{r} 646 \\ - 409 \\ \hline \end{array}$$



20.

$$\begin{array}{r} 188 \\ + 540 \\ \hline \end{array}$$

Name: \_\_\_\_\_

Date: \_\_\_\_\_

## Cursive Writing Practice: Alphabet

	Uppercase <i>A</i> : curve down, curve up, slant, curve up		Lowercase <i>a</i> : curve down, curve up, slant, curve up
---	--	---	--

*A a*

*A a*

*A a*

*A a*

*A a*

**Make a picture using the capital and lowercase cursive letter "A".**

